


What to Paint—Boats, Harbors in Acrylic: A Comprehensive Guide for Beginners and Experienced Artists

The beauty of boats and harbors has captivated artists for centuries, and acrylics offer a versatile medium to capture the essence of these nautical scenes. This comprehensive guide will delve into the techniques, materials, and inspiration you need to create stunning acrylic paintings of boats and harbors, whether you're a beginner or an experienced artist.

Materials for Painting Boats and Harbors in Acrylic

Before you start painting, it's essential to gather the right materials. Here's what you'll need:



What to Paint: Boats & Harbours in Acrylic by Charles Evans

★★★★☆ 4.5 out of 5

Language : English

File size : 193053 KB

Screen Reader : Supported

Print length : 112 pages



- **Acrylic paints:** Choose a range of acrylic paints in different shades of blue, green, gray, and white. You may also want to include some yellows and reds for accents.
- **Brushes:** Use a variety of brush sizes and shapes to create different effects. Round brushes are good for details, while flat brushes are

better for larger areas.

- **Canvas or paper:** Choose a canvas or paper that is suitable for acrylic painting. A canvas provides a textured surface, while paper is smoother.
- **Palette:** A palette is a flat surface where you can mix your paints. A plastic or glass palette is easy to clean.
- **Water:** You'll need water to thin your paints and clean your brushes.
- **Gesso (optional):** Gesso is a white primer that can help to create a smooth surface for painting.

Techniques for Painting Boats and Harbors in Acrylic

Once you have your materials, you can start painting! Here are some techniques to help you create realistic and expressive paintings of boats and harbors:

1. Color Mixing

Color mixing is essential for creating the right shades of water, sky, and boats. Experiment with different combinations of blue, green, gray, and white to find the perfect colors for your painting.

2. Brush Strokes

Your brush strokes can create a variety of effects. Use long, sweeping strokes for the water and sky, and shorter, more precise strokes for the boats and buildings.

3. Composition

Composition is the arrangement of elements in your painting. Consider the placement of the boats, buildings, and other objects to create a balanced and visually appealing composition.

4. Perspective

Perspective is the illusion of depth in a painting. To create perspective, use smaller brush strokes for objects that are further away, and larger brush strokes for objects that are closer.

5. Light and Shadow


Light and shadow create depth and dimension in your painting. Use lighter colors for areas that are facing the light, and darker colors for areas that are in shadow.

Inspiration for Painting Boats and Harbors in Acrylic

There are endless possibilities when it comes to painting boats and harbors. Here are a few ideas to get you started:

- Paint a scene of a bustling harbor with sailboats, fishing boats, and yachts.
- Capture the beauty of a quiet harbor at sunset with the sun casting a golden glow over the water.
- Paint a storm-tossed boat battling the waves.
- Create a painting of a boatyard with boats in various stages of repair.
- Experiment with different perspectives, such as painting a boat from above or from below.

Painting boats and harbors in acrylic can be a rewarding and enjoyable experience. With the right materials, techniques, and inspiration, you can create stunning paintings that capture the essence of these nautical scenes. So get started today and see what you can create!



What to Paint: Boats & Harbours in Acrylic by Charles Evans

★★★★☆ 4.5 out of 5

Language : English


File size : 193053 KB

Screen Reader : Supported

Print length : 112 pages


FREE

DOWNLOAD E-BOOK



The Enchanting Realms of Witch World: A Collector's Guide to the Lost Fantasy Series

In the vast and ever-evolving landscape of fantasy literature, few series have captured the hearts and minds of readers like Witch World. Created by the...



Swap Night on Union Station EarthCent Ambassador 19: A Unique Opportunity for Space Enthusiasts

On a crisp autumn evening in the bustling city of Baltimore, Maryland, the historic Union Station became a hub for space enthusiasts and collectors alike. The...