

Unveiling the Art of Acrylic Painting: A Comprehensive Guide for Beginners and Enthusiasts

Acrylic painting has captured the hearts of numerous artists and hobbyists worldwide, owing to its versatility, affordability, and vibrant colors. This comprehensive guide will delve into the captivating world of acrylic painting, empowering beginners and enthusiasts alike to unleash their creativity and produce stunning works of art.

Essential Acrylic Painting Techniques

Mastering the fundamental techniques is crucial for successful acrylic painting. Here are some must-know techniques to get you started:



Playing with Paints - Acrylics

★★★★☆ 4.6 out of 5

Language : English

File size : 219997 KB

Text-to-Speech : Enabled

Screen Reader : Supported

Enhanced typesetting : Enabled

Print length : 160 pages

FREE

DOWNLOAD E-BOOK



- **Brushstrokes:** Experiment with different brush sizes and shapes to create various effects. From fine details to bold strokes, the brush is your wand in acrylic painting.

- **Layering:** Acrylics dry quickly, allowing you to build up layers of color and create depth and dimension in your paintings.
- **Glazing:** Apply thin, transparent layers of paint to achieve subtle color transitions and luminous effects.
- **Drybrushing:** Use a nearly dry brush to gently apply paint over textured surfaces, creating highlights and enhancing details.
- **Impasto:** Apply thick layers of paint to create a textured, sculptural effect.

Understanding Acrylic Paint Properties

Acrylics are water-based paints that offer unique properties to enhance your artistic expression:

- **Quick drying:** Acrylics dry rapidly, enabling you to work quickly and efficiently.
- **Water soluble:** They can be thinned with water to create washes or used directly from the tube for thicker applications.
- **Versatile:** Acrylics can be applied to various surfaces, including canvas, paper, wood, and even metal.
- **Durable:** Dried acrylic paintings are water-resistant and UV-resistant, making them suitable for outdoor use.

Color Theory: The Building Blocks of Painting

Understanding color theory is fundamental to creating harmonious and impactful paintings:

- **Color wheel:** A visual representation of colors arranged in a circular pattern, used to understand color relationships.
- **Primary colors:** Red, yellow, and blue, which cannot be created by mixing other colors.
- **Secondary colors:** Green, orange, and violet, created by mixing primary colors.
- **Tertiary colors:** Created by mixing primary and secondary colors.
- **Complementary colors:** Colors opposite each other on the color wheel, when placed side by side, create high contrast and visual interest.

Inspiring Acrylic Gallery: Igniting Your Creativity


To spark your imagination and inspire your own acrylic masterpieces, here is a gallery showcasing the diverse possibilities this medium offers:



A breathtaking sunset captured on canvas, exuding warmth and tranquility.



An abstract landscape expressing the beauty of nature through bold colors and fluid brushstrokes.



Playing with Paints - Acrylics

★★★★☆ 4.6 out of 5


Language : English
File size : 219997 KB
Text-to-Speech : Enabled
Screen Reader : Supported
Enhanced typesetting : Enabled
Print length : 160 pages

FREE

DOWNLOAD E-BOOK




[The Enchanting Realms of Witch World: A Collector's Guide to the Lost Fantasy Series](#)



In the vast and ever-evolving landscape of fantasy literature, few series have captured the hearts and minds of readers like Witch World. Created by the...

[Swap Night on Union Station EarthCent Ambassador 19: A Unique Opportunity for Space Enthusiasts](#)



On a crisp autumn evening in the bustling city of Baltimore, Maryland, the historic Union Station became a hub for space enthusiasts and collectors alike. The...