


Tagalog for Kids: Starter Tagalog for Babies, Toddlers, and Children

If you're looking for a fun and rewarding way to connect with your Filipino heritage or simply give your child a head start on learning a new language, Tagalog is a great choice. As the national language of the Philippines, Tagalog is spoken by over 100 million people around the world. It's a beautiful and expressive language, and it's relatively easy to learn for native English speakers.



My First Animals Book in Tagalog & English. Tagalog Baby Book: Tagalog for Kids. Starter Tagalog Book for Babies, Toddlers and Children (Tagalog For Beginners)

by Amihan Balasabas

★★★★☆ 4.7 out of 5

Language : English

File size : 6256 KB

Screen Reader : Supported

Print length : 552 pages

Lending : Enabled



In this article, we'll provide a starter guide to Tagalog for babies, toddlers, and children. We'll cover everything from basic vocabulary to simple phrases, and we'll provide tips and resources to help you get started.

Basic Vocabulary

Here are some basic Tagalog words and phrases that you can start teaching your child:

- **Hello** - Kumusta
- **Goodbye** - Paalam
- **Thank you** - Salamat
- **Yes** - Oo
- **No** - Hindi
- **I love you** - Mahal kita
- **Mommy** - Nanay
- **Daddy** - Tatay
- **Brother** - Kuya
- **Sister** - Ate
- **Grandmother** - Lola
- **Grandfather** - Lolo
- **Dog** - Aso
- **Cat** - Pusa
- **Bird** - Ibon
- **Tree** - Puno
- **Flower** - Bulaklak
- **House** - Bahay

- **School** - Paaralan
- **Hospital** - Ospital

Simple Phrases

Once your child has mastered some basic vocabulary, you can start teaching them simple phrases.


- **What is your name?** - Ano ang pangalan mo?
- **I am [child's name]** - Ako si [pangalan ng bata]
- **How are you?** - Kumusta ka?
- **I am fine, thank you** - Mabuti naman ako, salamat
- **What are you ng?** - Ano ang ginagawa mo?
- **I am playing** - Naglalaro ako
- **I want to eat** - Gusto ko kumain
- **I am hungry** - Nagugutom ako
- **I am thirsty** - Nauuhaw ako
- **I need to go to the bathroom** - Kailangan ko pumunta sa banyo

Tips for Teaching Tagalog to Kids

* **Start early.** * The earlier you start teaching your child Tagalog, the better. Research has shown that children who are exposed to a second language from a young age are more likely to become fluent in that language. * **Make it fun.** * Learning a new language should be fun for kids. Use games, songs, and stories to make the learning process more

enjoyable. * **Be patient.** Don't get discouraged if your child doesn't pick up Tagalog as quickly as you'd like. Every child learns at their own pace. * **Be consistent.** The more consistently you expose your child to Tagalog, the more likely they are to learn it. Try to speak Tagalog to your child as much as possible, and encourage them to use Tagalog when speaking to you and other family members. * **Use resources.** There are a number of resources available to help you teach Tagalog to your child, including books, DVDs, and online courses.

Learning Tagalog for kids can be a fun and rewarding experience. By following the tips in this article, you can help your child get started on the road to fluency.



My First Animals Book in Tagalog & English. Tagalog Baby Book: Tagalog for Kids. Starter Tagalog Book for Babies, Toddlers and Children (Tagalog For Beginners)

by Amihan Balasabas

★★★★☆ 4.7 out of 5

Language : English


File size : 6256 KB

Screen Reader: Supported

Print length : 552 pages


Lending : Enabled





The Enchanting Realms of Witch World: A Collector's Guide to the Lost Fantasy Series

In the vast and ever-evolving landscape of fantasy literature, few series have captured the hearts and minds of readers like Witch World. Created by the...



Swap Night on Union Station EarthCent Ambassador 19: A Unique Opportunity for Space Enthusiasts

On a crisp autumn evening in the bustling city of Baltimore, Maryland, the historic Union Station became a hub for space enthusiasts and collectors alike. The...