


Salvage Mother The Coalition 10: An In-Depth Guide to the Advanced Engineering Machine

The Salvage Mother is a powerful engineering machine in The Coalition 10 that can repair and upgrade your mechs. It's a valuable asset to any team, and can help you keep your mechs in top condition. In this guide, we'll cover everything you need to know about the Salvage Mother, including how to use it, what it can do, and how to get the most out of it.



Salvage Mother (The Coalition Book 10) by Kevin Steverson

★★★★☆ 4.6 out of 5

Language	: English
File size	: 2827 KB
Text-to-Speech	: Enabled
Screen Reader	: Supported
Enhanced typesetting	: Enabled
Word Wise	: Enabled
Print length	: 270 pages
Lending	: Enabled



How to Use the Salvage Mother

To use the Salvage Mother, you first need to find one. They can be found in various locations throughout the game, including in garages and workshops. Once you've found a Salvage Mother, you can interact with it to open the repair and upgrade menu.

The repair and upgrade menu is divided into two sections: the repair section and the upgrade section. The repair section allows you to repair

any damage to your mechs. The upgrade section allows you to upgrade your mechs with new weapons, armor, and other equipment.

To repair a mech, simply select the mech you want to repair and then click on the "Repair" button. The Salvage Mother will repair all damage to the mech, including any damage to its weapons, armor, and other equipment.

To upgrade a mech, first select the mech you want to upgrade. Then, select the upgrade you want to install. The Salvage Mother will install the upgrade on the mech, and the upgrade will be available for use the next time you deploy the mech.

What the Salvage Mother Can Do

The Salvage Mother can do a variety of things, including:

- Repair any damage to your mechs
- Upgrade your mechs with new weapons, armor, and other equipment
- Remove upgrades from your mechs
- Change the paint job on your mechs


How to Get the Most Out of the Salvage Mother

There are a few things you can do to get the most out of the Salvage Mother:

- Use the Salvage Mother regularly to keep your mechs in top condition.
- Upgrade your Salvage Mother as soon as possible. Each upgrade increases the Salvage Mother's repair and upgrade speed.

- Take advantage of the Salvage Mother's ability to remove upgrades. This can be useful if you want to change the build of your mech or if you want to sell an upgrade.
- Use the Salvage Mother to change the paint job on your mechs. This is a great way to customize your mechs and make them stand out from the crowd.

The Salvage Mother is a powerful engineering machine that can help you keep your mechs in top condition. It's a valuable asset to any team, and can help you succeed in The Coalition 10.




Salvage Mother (The Coalition Book 10) by Kevin Steverson

★★★★☆ 4.6 out of 5


Language	: English
File size	: 2827 KB
Text-to-Speech	: Enabled
Screen Reader	: Supported
Enhanced typesetting	: Enabled
Word Wise	: Enabled
Print length	: 270 pages
Lending	: Enabled





The Enchanting Realms of Witch World: A Collector's Guide to the Lost Fantasy Series

In the vast and ever-evolving landscape of fantasy literature, few series have captured the hearts and minds of readers like Witch World. Created by the...



Swap Night on Union Station EarthCent Ambassador 19: A Unique Opportunity for Space Enthusiasts

On a crisp autumn evening in the bustling city of Baltimore, Maryland, the historic Union Station became a hub for space enthusiasts and collectors alike. The...