


Living Like Indians 001: Projects, Games, Activities, and Crafts

Native Americans have a rich and diverse culture that is full of wisdom and tradition. Their way of life is closely connected to the natural world, and they have a deep respect for all living things. In this article, we will explore some fun and educational projects, games, activities, and crafts that will help you learn more about Native American culture and live like the Indians did.

Projects

1. Build a Wigwam

A wigwam is a traditional Native American dwelling that is made from poles and covered with bark or animal skins. It is a sturdy and comfortable shelter that can be used for sleeping, cooking, and other activities. To build a wigwam, you will need:



Living Like Indians: 1,001 Projects, Games, Activities, and Crafts by Allan A. Macfarlan

★★★★☆ 4.3 out of 5

Language : English
File size : 12101 KB
Text-to-Speech : Enabled
Screen Reader : Supported
Enhanced typesetting : Enabled
Word Wise : Enabled
Print length : 554 pages

FREE

DOWNLOAD E-BOOK



*

- 12-15 poles that are 6-8 feet long
- Bark or animal skins to cover the poles
- Rope or twine to tie the poles together

To build the wigwam, follow these steps:

1. Lay out the poles in a circle, with the tops of the poles touching in the center.
2. Tie the poles together at the top with rope or twine.
3. Cover the poles with bark or animal skins, starting at the bottom and working your way up.
4. Leave a small opening at the top of the wigwam for smoke to escape.

2. Make a Dream Catcher

A dream catcher is a Native American charm that is believed to protect people from bad dreams. It is made from a hoop of willow wood, with feathers and beads hanging from it. To make a dream catcher, you will need:

*

- A hoop of willow wood
- Feathers
- Beads

- String or yarn

To make the dream catcher, follow these steps:

1. Tie the feathers and beads to the hoop of willow wood with string or yarn.
2. Hang the dream catcher in your bedroom or another place where you will see it often.

3. Make a Bow and Arrow

A bow and arrow is a traditional Native American weapon that was used for hunting and warfare. It is a powerful and accurate weapon that can be used to take down large game. To make a bow and arrow, you will need:

*

- A branch from a strong tree, such as hickory or oak
- A piece of string or cord
- Feathers for the arrows

To make the bow and arrow, follow these steps:

1. Cut a branch from a strong tree that is about 5-6 feet long.
2. Sharpen one end of the branch to a point.
3. Tie a piece of string or cord to the middle of the branch.
4. Attach feathers to the end of the arrows.
5. Use the bow and arrow to hunt for small game or target practice.

Games

1. Stickball

Stickball is a traditional Native American game that is similar to baseball. It is played with a stick and a ball, and the object of the game is to hit the ball and run around the bases before the other team catches it. To play stickball, you will need:

*

- A stick
- A ball
- Two bases

To play the game, follow these steps:

1. Divide into two teams.
2. One team bats first, and the other team fields.
3. The batter hits the ball with the stick, and then runs around the bases.
4. The fielders try to catch the ball or tag the batter with the ball.
5. The team with the most runs at the end of the game wins.

2. Shinny

Shinny is a traditional Native American game that is similar to hockey. It is played with a stick and a ball, and the object of the game is to score goals by hitting the ball into the other team's net. To play shinny, you will need:

*

- A stick
- A ball
- Two goals

To play the game, follow these steps:

1. Divide into two teams.
2. One team starts with the ball, and the other team tries to take it away.
3. The player with the ball tries to hit it into the other team's net.
4. The other team tries to block the ball or steal it from the player with the ball.
5. The team with the most goals at the end of the game wins.

3. Lacrosse


Lacrosse is a traditional Native American game that is similar to soccer. It is played with a stick and a ball, and the object of the game is to score goals by throwing the ball into the other team's net. To play lacrosse, you will need:

*

- A lacrosse stick
- A ball
- Two goals

To play the game, follow these steps:


1. Divide into two teams.
2. One team starts with the ball, and the other team tries to take it away.
- 3.



Living Like Indians: 1,001 Projects, Games, Activities, and Crafts by Allan A. Macfarlan


★★★★☆ 4.3 out of 5

Language : English
File size : 12101 KB
Text-to-Speech : Enabled
Screen Reader : Supported
Enhanced typesetting : Enabled
Word Wise : Enabled
Print length : 554 pages



The Enchanting Realms of Witch World: A Collector's Guide to the Lost Fantasy Series

In the vast and ever-evolving landscape of fantasy literature, few series have captured the hearts and minds of readers like Witch World. Created by the...



Swap Night on Union Station EarthCent Ambassador 19: A Unique Opportunity for Space Enthusiasts

On a crisp autumn evening in the bustling city of Baltimore, Maryland, the historic Union Station became a hub for space enthusiasts and collectors alike. The...