


Learn to Read Russian in Days: A Step-by-Step Guide for Beginners

Embark on an exciting adventure into the world of Russian with this comprehensive guide that will empower you to read Russian in a matter of days. Russian, with its rich history and captivating literature, is a language that opens doors to new perspectives and cultural insights. Whether you're a traveler eager to navigate the streets of Moscow or a language enthusiast seeking to expand your linguistic horizons, this guide will equip you with the essential skills you need to unlock the beauty and complexity of the Russian written word.

Step 1: Mastering the Russian Alphabet

The first step in your Russian reading journey is to familiarize yourself with the Russian alphabet. Unlike the Latin alphabet that many Western languages use, the Russian alphabet consists of 33 letters, including 21 consonants, 10 vowels, and 2 special symbols (ь and ъ). Each letter has its unique pronunciation and written form, which you'll learn through a combination of visual and auditory practice.



Learn to Read Russian in 5 Days by Wolfedale Press

★★★★☆ 4.3 out of 5

Language	: English
File size	: 439 KB
Text-to-Speech	: Enabled
Screen Reader	: Supported
Enhanced typesetting	: Enabled
Print length	: 48 pages
Lending	: Enabled



To enhance your understanding, we recommend using online resources such as RussianForFree.com and Duolingo, which provide interactive exercises and pronunciation guides. You can also practice writing the letters by hand using a notebook or online tools.

Step 2: Unveiling the Secrets of Russian Pronunciation

Pronunciation is key to successful Russian reading. While Russian pronunciation may seem daunting at first, it follows a set of rules that you can master with practice. Start by focusing on individual sounds, paying attention to the differences between similar sounds such as "и" and "ы" or "ш" and "щ." Online resources like Forvo offer authentic pronunciation recordings from native speakers, allowing you to immerse yourself in the authentic sound of the language.

Remember that stress plays a crucial role in Russian pronunciation, as it can change the meaning of words. Practice pronouncing words with different stress patterns to develop your fluency and comprehension.

Step 3: Embracing Russian Vowels

Russian vowels are pronounced differently from English vowels, so it's essential to pay special attention to their unique sounds. The 10 Russian vowels are: а, э, ы, о, у, ё, я, ю, е, и. Each vowel has a distinct pronunciation, which can be challenging for beginners. To master these sounds, listen carefully to native speakers, practice saying the vowels aloud, and use online resources like RussianPod101 for guidance.

Step 4: Conquering Russian Consonants

Russian consonants also have their own unique pronunciations and characteristics. Some consonants are softer than their English counterparts, while others may be more pronounced. By understanding the different types of consonants and their specific pronunciations, you'll gain a deeper understanding of Russian phonology. To enhance your pronunciation, practice reading Russian words and sentences aloud, paying attention to the precise articulation of each consonant.

Step 5: Reading Practice: Unlocking the Russian Language

Now that you have a solid foundation in Russian pronunciation, it's time to put your skills into action through reading practice. Start with simple texts designed for beginners, such as children's stories or articles about everyday life in Russia. As you progress, gradually increase the complexity of the texts to challenge yourself. Reading regularly will improve your fluency, expand your vocabulary, and enhance your overall comprehension of the Russian language.

To find suitable reading materials, consider using resources like ReadRussian.com or RussianForFree.com, which offer a range of texts tailored to different levels of proficiency.

Learning to read Russian in days is a rewarding and achievable goal with dedication and consistent practice. By following the steps outlined in this guide, you'll gain the essential knowledge and skills to embark on your Russian reading journey. Remember to embrace the challenges, immerse yourself in the language, and enjoy the process of unlocking the beauty and richness of the Russian language.

As you continue your learning adventure, consider supplementing your reading practice with listening comprehension exercises, grammar lessons, and cultural insights to deepen your understanding of Russian. With persistence and enthusiasm, you'll soon be able to navigate Russian texts with confidence and uncover the treasures of Russian literature, history, and culture.

Additional Tips

- Immerse yourself in the language by listening to Russian music, watching Russian films, and interacting with native speakers whenever possible.
- Use flashcards to memorize new vocabulary and practice your pronunciation.
- Join a Russian language class or find a language exchange partner to enhance your speaking and listening skills.
- Travel to Russia to experience the language in its natural environment and accelerate your learning.
- Stay motivated by setting realistic goals and tracking your progress along the way.

Image Descriptions



Аа а [a]	Бб бэ [bɛ]	Вв вэ [vɛ]	Гг гэ [gɛ]	Дд дэ [dɛ]	Ее е [je]	Ёё ё [jo]
Жж жэ [ʒɛ]	Зз зэ [zɛ]	Ии и [i]	Йй и краткое	Кк ка [ka]	Лл эль [ɛl]	Мм эм [ɛm]
Нн эн [ɛn]	Оо о [o]	Пп пэ [pɛ]	Рр эр [ɛr]	Сс эс [ɛs]	Тт тэ [tɛ]	Уу у [u]
Фф эф [ɛf]	Хх ха [xa]	Цц цэ [tsɛ]	Чч че [tʃɛ]	Шш ша [ʃa]	Щщ ща [ʃtʃa]	
Ъъ твёрдый знак	Ыы ы [i]	Ьь мягкий знак	Ээ э [ɛ]	Юю ю [ju]	Яя я [ja]	

italki

Sound like
a native
Russian
speaker

RUS

The advertisement features a woman with a white outline, wearing a red sleeveless top, giving a thumbs-up gesture. The background is split into purple and teal. The text 'italki' is in a white speech bubble. The main text 'Sound like a native Russian speaker' is in large white font. A red circle with 'RUS' is next to the woman.



Learn to Read Russian in 5 Days by Wolfedale Press


★★★★☆ 4.3 out of 5

Language	: English
File size	: 439 KB
Text-to-Speech	: Enabled
Screen Reader	: Supported
Enhanced typesetting	: Enabled
Print length	: 48 pages
Lending	: Enabled

FREE


DOWNLOAD E-BOOK





The Enchanting Realms of Witch World: A Collector's Guide to the Lost Fantasy Series

In the vast and ever-evolving landscape of fantasy literature, few series have captured the hearts and minds of readers like Witch World. Created by the...



Swap Night on Union Station EarthCent Ambassador 19: A Unique Opportunity for Space Enthusiasts

On a crisp autumn evening in the bustling city of Baltimore, Maryland, the historic Union Station became a hub for space enthusiasts and collectors alike. The...