

Fundamental Acrylic Painting Techniques For Beginners: A Comprehensive Guide



6 FUNDAMENTAL ACRYLIC PAINTING TECHNIQUES FOR BEGINNERS: Acrylic paint a relatively new artistic medium

★★★★★ 5 out of 5

Language	: English
File size	: 1340 KB
Text-to-Speech	: Enabled
Screen Reader	: Supported
Enhanced typesetting	: Enabled
Print length	: 12 pages
Lending	: Enabled



Embark on an artistic odyssey with acrylic painting, a versatile medium renowned for its vibrant colors, quick drying time, and ease of use. Acrylics offer a boundless realm of creative possibilities, and this comprehensive guide will equip you with the fundamental techniques to embark on your painting adventure.

Getting Started with Acrylics

Materials You'll Need:

- Acrylic paints
- Paintbrushes (various sizes and shapes)
- Canvas or painting surface

- Palette or mixing tray
- Water cup
- Rags or paper towels

Choosing the Right Brushes:

Selecting the appropriate brushes is crucial. Bristle brushes are durable and suitable for heavy-bodied acrylics, while synthetic brushes are ideal for water-based acrylics. Experiment with different brush shapes and sizes to find those that resonate with your painting style.

Basic Painting Techniques

Thinning and Mixing Acrylics:

Acrylics can be thinned with water to achieve desired viscosities. Create lighter washes by adding more water, or thicken them with acrylic mediums for impasto effects. Experiment with mixing different colors to expand your palette.

Loading and Applying Paint:

Load paint onto the brush using gentle strokes. Apply paint evenly to the canvas with controlled pressure. Avoid overloading the brush, as excess paint can create unwanted lumps or streaks.

Blending and Smoothing:

Blend colors seamlessly by overlapping brushstrokes. Use a clean, damp brush to smooth out harsh transitions and create subtle gradients. Alternatively, apply wet-on-wet techniques to blend colors directly on the canvas.

Essential Brushstrokes

Glazing:

Build up thin, transparent layers of color to create depth and luminosity. Allow each layer to dry before applying the next. Glazing enables you to achieve rich color transitions and subtle variations.

Drybrushing:

Load a small amount of paint onto a nearly dry brush. Lightly brush over the canvas to create textured effects or highlight raised areas. Drybrushing adds detail and depth to your paintings.

Impasto:

Apply thick layers of paint to create a textured, sculptural effect. Use a palette knife or brush with heavy pressure. Impasto techniques add visual interest and dimension to your art.

Tips for Beginners

Practice Regularly:

Consistency is key to improving your painting skills. Dedicate time to practice, even if it's just for short periods. Experiment with different techniques, colors, and compositions to develop your artistic voice.

Study Color Theory:

Understanding color theory will enhance your ability to create harmonious and visually appealing paintings. Learn about the color wheel, complementary colors, and the effects of light and shadow.

Use Reference Materials:


Don't hesitate to use references such as photos or live subjects to inspire your paintings. Working from observation helps you capture accurate details and improve your drawing and composition skills.

Protect Your Work:

Once your painting is complete, protect it by applying a varnish or sealant. This will prevent fading, yellowing, and damage over time.

Inspiration Gallery





Enhance your portraits with drybrushing to add texture and depth to the skin and features.




Acrylic painting is an accessible and rewarding art form with endless creative possibilities. By mastering the fundamental techniques outlined in this guide, you will unlock a world of artistic expression and embark on a fulfilling journey as a painter. Remember to practice regularly, experiment with different styles, and seek inspiration from the world around you. With patience, perseverance, and a touch of passion, you can elevate your acrylic painting skills to new heights.



6 FUNDAMENTAL ACRYLIC PAINTING TECHNIQUES FOR BEGINNERS: Acrylic paint a relatively new artistic medium


★★★★★ 5 out of 5

Language : English
File size : 1340 KB
Text-to-Speech : Enabled
Screen Reader : Supported
Enhanced typesetting : Enabled
Print length : 12 pages
Lending : Enabled



The Enchanting Realms of Witch World: A Collector's Guide to the Lost Fantasy Series

In the vast and ever-evolving landscape of fantasy literature, few series have captured the hearts and minds of readers like Witch World. Created by the...



Swap Night on Union Station EarthCent Ambassador 19: A Unique Opportunity for Space Enthusiasts

On a crisp autumn evening in the bustling city of Baltimore, Maryland, the historic Union Station became a hub for space enthusiasts and collectors alike. The...