


# First Tagalog Words for Bilingual Babies and Toddlers: Tagalog for Beginners

Introducing your bilingual baby or toddler to Tagalog can be a fun and rewarding experience. Here is a comprehensive guide to help you get started:



## My First Tagalog Words Book. Learn Tagalog. Picture Book for Small Children: First Tagalog Words for Bilingual Babies and Toddlers (Tagalog For Beginners)

by Amihan Balasabas

★★★★☆ 4.7 out of 5

Language : English

File size : 9811 KB

Screen Reader: Supported

Print length : 31 pages

Lending : Enabled



## Pronunciation Tips

Tagalog pronunciation can be tricky for non-native speakers, but with a little practice, you'll be able to master the basics. Here are a few tips:

- The vowels in Tagalog are pronounced very clearly. The letter "a" is pronounced like the "a" in "father", the letter "e" is pronounced like the "e" in "bed", the letter "i" is pronounced like the "i" in "sit", the letter "o" is pronounced like the "o" in "go", and the letter "u" is pronounced like the "oo" in "boot".

- The consonants in Tagalog are pronounced similarly to their English counterparts, but there are a few exceptions. The letter "c" is pronounced like the "k" in "kite", the letter "g" is pronounced like the "g" in "dog", and the letter "j" is pronounced like the "h" in "hat".
- Tagalog words are typically stressed on the last syllable.

## Common Phrases

Once you have a basic understanding of Tagalog pronunciation, you can start teaching your baby or toddler some common phrases. Here are a few to get you started:

Tagalog Phrase	English Translation
Magandang umaga	Good morning
Magandang hapon	Good afternoon
Magandang gabi	Good evening
Salamat	Thank you
Opo	Yes
Hindi	No

## Fun Activities

There are many fun and engaging ways to teach your baby or toddler Tagalog. Here are a few ideas:


- Sing Tagalog songs to your baby or toddler.
- Read Tagalog books to your baby or toddler.
- Play Tagalog games with your baby or toddler.
- Talk to your baby or toddler in Tagalog as much as possible.

Teaching your bilingual baby or toddler Tagalog can be a wonderful way to bond with them and help them learn about their cultural heritage. With a little patience and practice, you can help your child develop a strong foundation in Tagalog.

Here are some additional tips for teaching your baby or toddler Tagalog:

- Start early. The earlier you start exposing your baby or toddler to Tagalog, the better. Even if they don't understand everything you say, they will start to get used to the sound of the language.
- Be consistent. Try to speak to your baby or toddler in Tagalog as much as possible, even if you're not sure if they understand. This will help them to associate the language with you and your family.
- Be patient. Learning a new language takes time and effort. Don't get discouraged if your baby or toddler doesn't start speaking Tagalog right away. Just keep talking to them in the language and they will eventually learn.

With a little effort, you can help your bilingual baby or toddler learn Tagalog and develop a strong foundation in their cultural heritage.



## My First Tagalog Words Book. Learn Tagalog. Picture Book for Small Children: First Tagalog Words for Bilingual Babies and Toddlers (Tagalog For Beginners)

by Amihan Balasabas

★★★★☆ 4.7 out of 5


Language : English

File size : 9811 KB

Screen Reader: Supported


Print length : 31 pages

Lending : Enabled



## The Enchanting Realms of Witch World: A Collector's Guide to the Lost Fantasy Series

In the vast and ever-evolving landscape of fantasy literature, few series have captured the hearts and minds of readers like Witch World. Created by the...



## Swap Night on Union Station EarthCent Ambassador 19: A Unique Opportunity for Space Enthusiasts

On a crisp autumn evening in the bustling city of Baltimore, Maryland, the historic Union Station became a hub for space enthusiasts and collectors alike. The...

