


Composition in Painting: Basics and Examples

Composition is one of the most important elements of painting. It refers to the way that the elements of a painting are arranged to create a sense of unity and balance. In this article, we will discuss the basics of composition in painting, including the different types of composition, the principles of composition, and how to use composition to create more effective paintings.



Composition in Painting: Basics and Examples

by Amanda Hislop

★★★★☆ 4.6 out of 5

Language : English

Text-to-Speech : Enabled

Enhanced typesetting : Enabled

Lending : Enabled

File size : 22769 KB

Screen Reader : Supported

Print length : 77 pages

FREE

DOWNLOAD E-BOOK



Types of Composition

There are many different types of composition in painting, each with its own unique set of characteristics. Some of the most common types of composition include:

* **Symmetrical composition:** In a symmetrical composition, the elements of the painting are arranged in a mirror-like fashion. This type of

composition can create a sense of order and stability. * **Asymmetrical composition:** In an asymmetrical composition, the elements of the painting are not arranged in a mirror-like fashion. This type of composition can create a sense of movement and dynamism. * **Radial composition:** In a radial composition, the elements of the painting are arranged around a central point. This type of composition can create a sense of unity and focus. * **Triangular composition:** In a triangular composition, the elements of the painting are arranged in a triangular shape. This type of composition can create a sense of stability and strength.

Principles of Composition

In addition to the different types of composition, there are also a number of principles of composition that can be used to create more effective paintings. Some of the most important principles of composition include:

* **Unity:** Unity refers to the sense of wholeness and completeness that a painting has. A painting with good unity will have all of its elements working together to create a cohesive image. * **Balance:** Balance refers to the way that the elements of a painting are distributed across the canvas. A painting with good balance will not feel top-heavy or bottom-heavy. * **Contrast:** Contrast refers to the difference between the elements of a painting. A painting with good contrast will have areas of light and dark, warm and cool, and so on. * **Emphasis:** Emphasis refers to the way that the artist draws attention to certain elements of a painting. A painting with good emphasis will have a clear focal point that draws the viewer's eye. * **Rhythm:** Rhythm refers to the way that the elements of a painting flow together. A painting with good rhythm will have a sense of movement and energy.

How to Use Composition to Create More Effective Paintings

Now that we have discussed the basics of composition in painting, let's take a look at how you can use composition to create more effective paintings. Here are a few tips:

* **Start with a strong concept:** The first step to creating a successful painting is to have a strong concept. This will give your painting a sense of purpose and direction. * **Choose a type of composition that fits your concept:** Once you have a strong concept, you can choose a type of composition that fits your concept. For example, if you want to create a painting that is calming and serene, you might choose a symmetrical composition. * **Use the principles of composition to create a balanced and cohesive painting:** Once you have chosen a type of composition, you can use the principles of composition to create a balanced and cohesive painting. For example, you can use contrast to create a focal point, or you can use rhythm to create a sense of movement. * **Experiment with different compositions:** The best way to learn about composition is to experiment with different compositions. Try different types of composition, and see what works best for you.


Examples of Composition in Painting

Here are a few examples of composition in painting:

* **Leonardo da Vinci's Mona Lisa:** This painting is a masterpiece of symmetrical composition. The Mona Lisa's face is perfectly centered in the painting, and the background is symmetrical on both sides. This creates a sense of order and stability. * **Vincent van Gogh's Starry Night:** This painting is an example of asymmetrical composition. The elements of the painting are not arranged in a mirror-like fashion, but they still create a

sense of balance and unity. The swirling clouds and stars create a sense of movement and dynamism. * **Wassily Kandinsky's Composition VII**: This painting is an example of radial composition. The elements of the painting are arranged around a central point, which creates a sense of unity and focus. The bright colors and geometric shapes create a sense of energy and excitement.

Composition is one of the most important elements of painting. By understanding the different types of composition and the principles of composition, you can create more effective and visually appealing paintings.



Composition in Painting: Basics and Examples

by Amanda Hislop

★★★★☆ 4.6 out of 5

Language : English

Text-to-Speech : Enabled

Enhanced typesetting : Enabled

Lending : Enabled

File size : 22769 KB


Screen Reader : Supported

Print length : 77 pages

FREE


DOWNLOAD E-BOOK





The Enchanting Realms of Witch World: A Collector's Guide to the Lost Fantasy Series

In the vast and ever-evolving landscape of fantasy literature, few series have captured the hearts and minds of readers like Witch World. Created by the...



Swap Night on Union Station EarthCent Ambassador 19: A Unique Opportunity for Space Enthusiasts

On a crisp autumn evening in the bustling city of Baltimore, Maryland, the historic Union Station became a hub for space enthusiasts and collectors alike. The...