

# Acrylics: A Comprehensive Guide for Artists and Hobbyists



## to Acrylics

Acrylics are a type of fast-drying water-based paint that combines the best features of both oils and watercolors. They are known for their versatility, durability, and ease of use, making them ideal for a wide range of artistic styles and techniques.


### Acrylics (Learn to Paint) by Alwyn Crawshaw

★★★★☆ 4.3 out of 5

Language : English

File size : 38422 KB

Text-to-Speech : Enabled



Screen Reader : Supported  
Enhanced typesetting : Enabled  
Print length : 64 pages



Acrylic paints are made from a mixture of pigments, water, and acrylic polymers. The pigments provide the color, while the polymers act as a binder and give the paint its characteristic fast-drying properties. Acrylics can be used on a variety of surfaces, including canvas, paper, wood, and metal. They can be applied with brushes, sponges, or even sprayers.

## Benefits of Using Acrylics

There are many benefits to using acrylics for painting, including:

\* **Fast drying time:** Acrylics dry quickly, usually within minutes or hours, which allows for faster layering and overpainting. \* **Water-based:** Acrylics are water-based, which makes them easy to clean up and requires only water and soap. \* **Versatile:** Acrylics can be used on a variety of surfaces and can be used for both indoor and outdoor projects. \* **Durable:** When dry, acrylics become water-resistant and UV-resistant, making them ideal for long-lasting artworks. \* **Affordable:** Acrylics are relatively inexpensive compared to other types of paint, making them a great option for artists on a budget.

## Techniques for Painting with Acrylics

There are a variety of techniques that can be used to paint with acrylics, including:

\* **Direct painting:** In direct painting, the paint is applied directly to the surface without any prior sketching or underpainting. This technique allows for spontaneous and expressive brushwork. \* **Glazing:** Glazing involves applying thin, transparent layers of paint over each other. This technique creates a sense of depth and luminosity in the artwork. \* **Impasto:** Impasto is a technique where thick layers of paint are applied to the surface to create a three-dimensional effect. \* **Dry brush:** Dry brush is a technique where a dry brush is dipped into paint and then lightly brushed over the surface. This technique creates a textured and aged effect.

## **Color Mixing and Blending with Acrylics**

Acrylics can be mixed and blended to create a wide range of colors. When mixing colors, it is important to use clean brushes and palettes to avoid contamination. Acrylics can be blended wet-on-wet or wet-on-dry. Wet-on-wet blending creates a smooth and seamless transition between colors, while wet-on-dry blending creates a more textured and mottled effect.

## **Tips for Painting with Acrylics**

Here are a few tips for painting with acrylics:


\* **Use a variety of brushes:** Different types of brushes can be used to create different effects. For example, flat brushes are good for covering large areas, while round brushes are good for detail work. \* **Dilute the paint if necessary:** Acrylics can be diluted with water to create washes or glazes. This can be useful for creating subtle color variations or for creating an underpainting. \* **Experiment with different techniques:** There are

many different techniques that can be used to paint with acrylics.

Experiment with different methods to find the ones that work best for you. \*

**Keep your palette and brushes clean:** Acrylics dry quickly, so it is important to keep your palette and brushes clean to avoid the paint drying on them. \* **Use a final varnish:** Once your painting is dry, you can apply a final varnish to protect it from dust and moisture.

Acrylics are a versatile and popular painting medium that is suitable for artists of all levels. They are easy to use, dry quickly, and can be used on a variety of surfaces. With a little practice, you can use acrylics to create beautiful and lasting works of art.



## Acrylics (Learn to Paint) by Alwyn Crawshaw

★★★★☆ 4.3 out of 5

Language : English

File size : 38422 KB


Text-to-Speech : Enabled

Screen Reader : Supported

Enhanced typesetting : Enabled


Print length : 64 pages





## **The Enchanting Realms of Witch World: A Collector's Guide to the Lost Fantasy Series**

In the vast and ever-evolving landscape of fantasy literature, few series have captured the hearts and minds of readers like Witch World. Created by the...



## **Swap Night on Union Station EarthCent Ambassador 19: A Unique Opportunity for Space Enthusiasts**

On a crisp autumn evening in the bustling city of Baltimore, Maryland, the historic Union Station became a hub for space enthusiasts and collectors alike. The...